

Loop On / Off

32	32
16	8
4	2
1	1/2
1/4	1/8
1/16	1/32



32

16

8

4

2

Loop Lengths

1

1/2

1/4

1/8

1/16

1/32

CUE7

CUE8

CUE5

CUE6

Cue Points

CUE3

CUE4

CUE1

CUE2



Kill Switches



Gain



Hi EQ



Mid EQ



Low EQ



Filter



Reset Switches



Master Tempo



FX1

FX2

FX2

FX1

4 x FX On / Off

FX3

FX4

FX4

FX3

Pitch Bend



Monitors



Channel Levels

XFader








32



8

16

2

4

1/2

1

1/8

1/4

1/32

1/16

CUE8

CUE7

CUE6

CUE5

CUE4

CUE3

CUE2

CUE1



Safety switch enables Play AND Cue Buttons



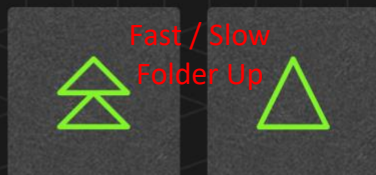
Safety switch enables larger master tempo changes and Xfader position reset



### FOLDER NAVIGATION

### TRACK NAVIGATION

Fast / Slow  
Folder Up

Two square buttons with a dark grey background. The left button contains a green double-upward-pointing triangle icon. The right button contains a green single upward-pointing triangle icon.

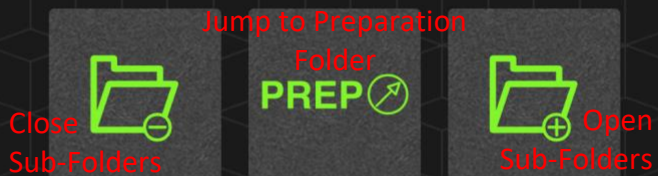
Fast / Slow  
Track Up

Two square buttons with a dark grey background. The left button contains a green double-upward-pointing triangle icon. The right button contains a green single upward-pointing triangle icon.

Close Sub-Folders

Jump to Preparation Folder PREP

Open Sub-Folders

Three square buttons with a dark grey background. The left button features a green folder icon with a minus sign. The middle button features a green folder icon with a magnifying glass and the text 'PREP'. The right button features a green folder icon with a plus sign.

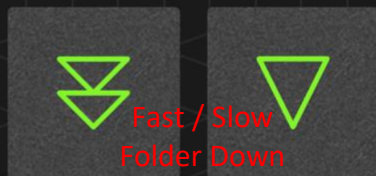
Load Deck A

Add to Preparation Folder PREP

Load Deck B

Three square buttons with a dark grey background. The left button features a green vinyl record icon labeled 'A'. The middle button features a green vinyl record icon with a plus sign and the text 'PREP'. The right button features a green vinyl record icon labeled 'B'.

Fast / Slow  
Folder Down

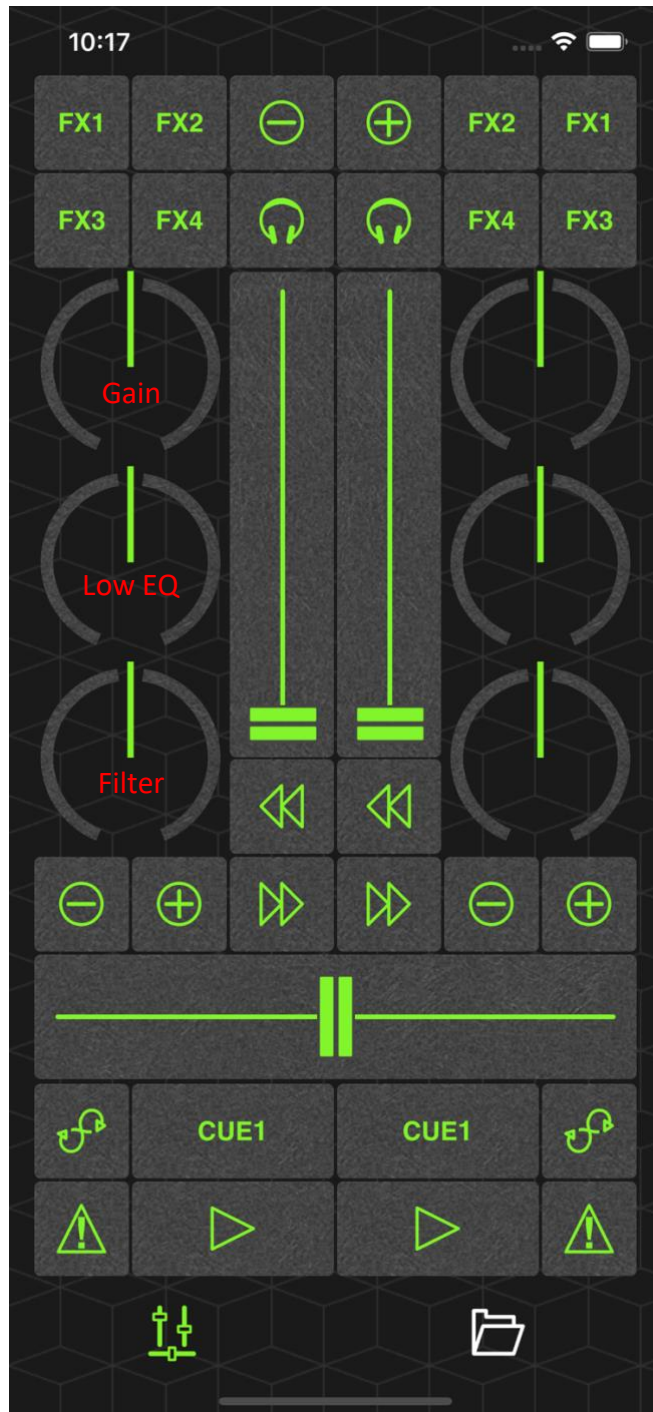
Two square buttons with a dark grey background. The left button contains a green double-downward-pointing triangle icon. The right button contains a green single downward-pointing triangle icon.

Fast / Slow  
Track Down

Two square buttons with a dark grey background. The left button contains a green double-downward-pointing triangle icon. The right button contains a green single downward-pointing triangle icon.

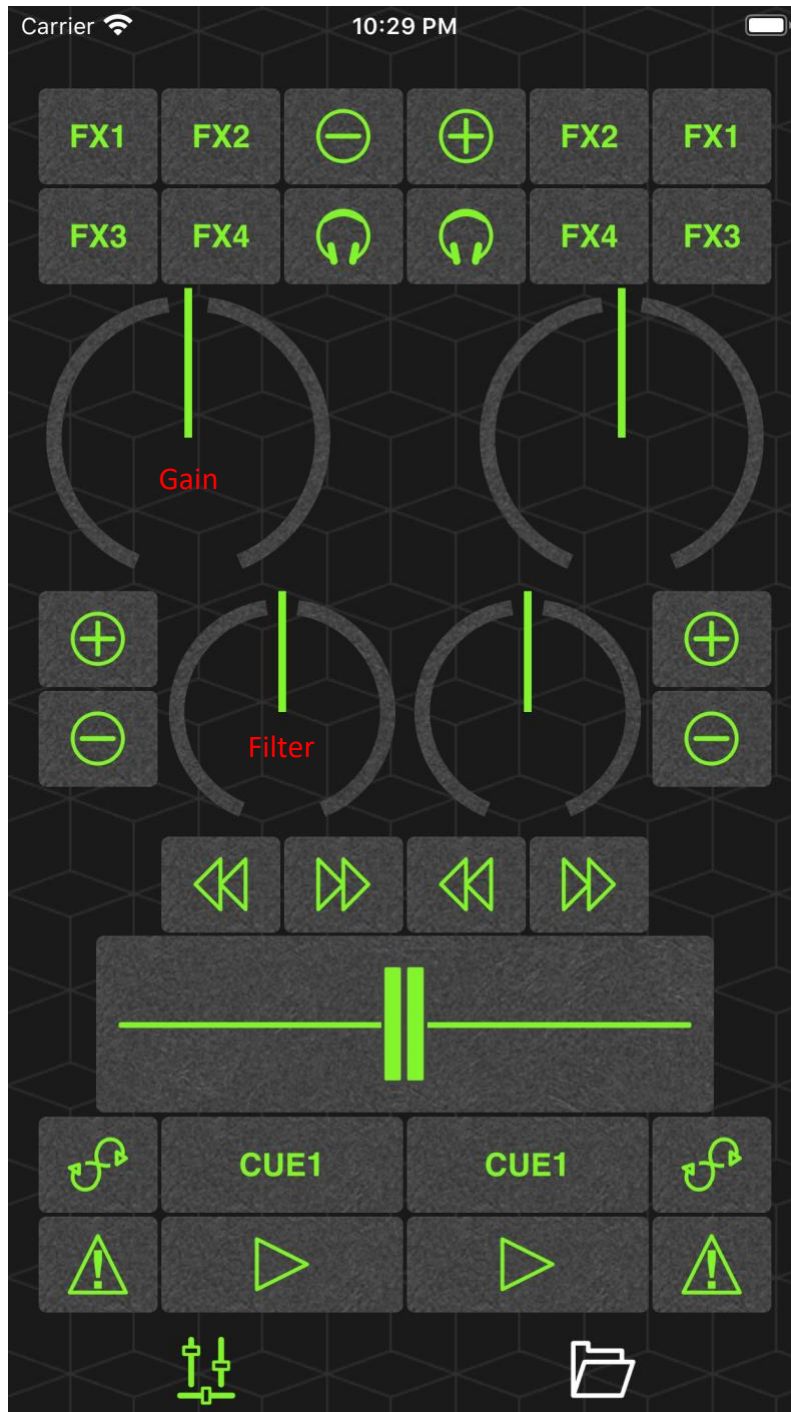
On 5.8 - 6.5" iPhone screens only Gain, Low EQ, and Filter dial controls are available.

And in addition to enabling Play and Cue and larger master tempo changes, pressing the '!' safety switch and touching dials and faders resets them to their default value.



On 5.5" screens only Gain and Filter dial controls are available.

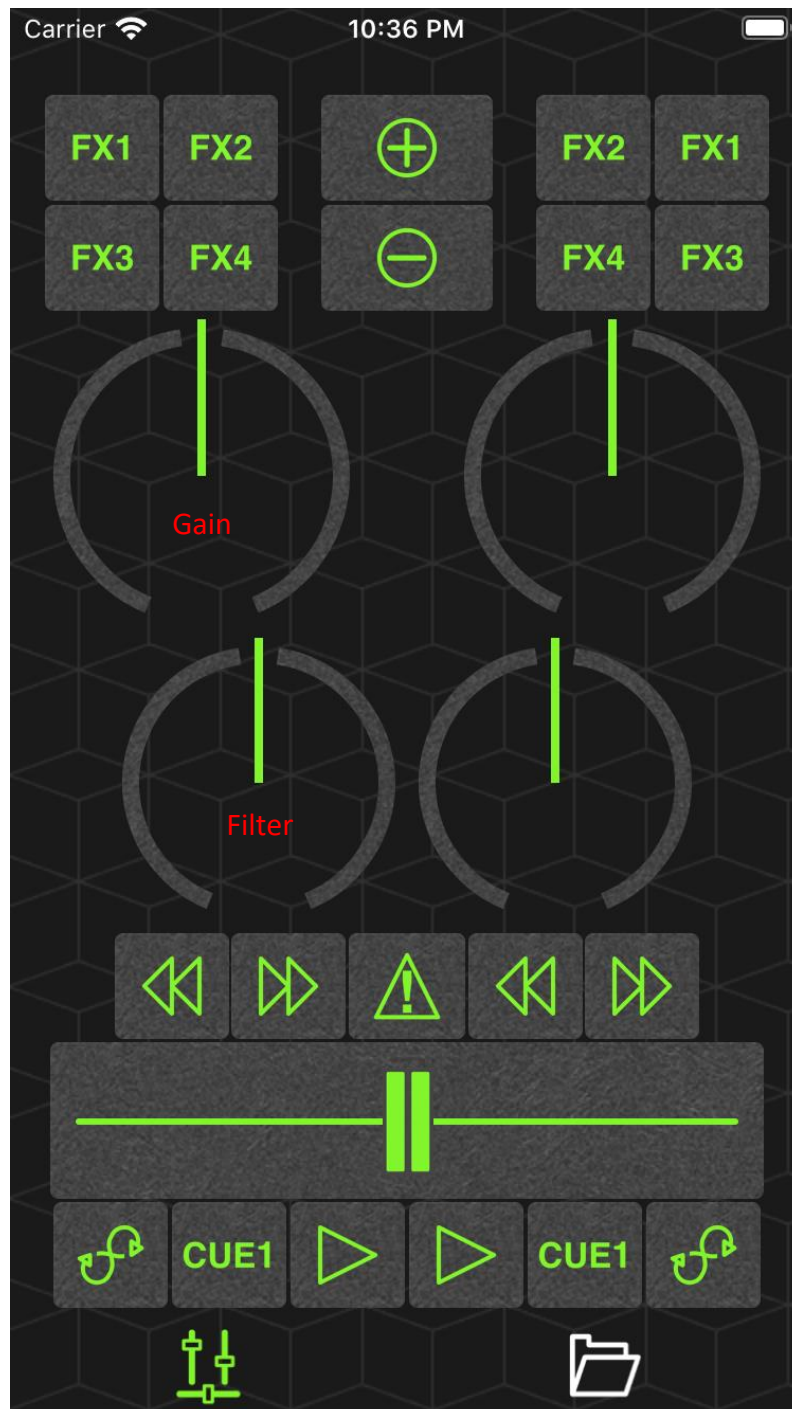
And in addition to enabling Play and Cue and larger master tempo changes, pressing the '!' safety switch and touching dials and faders resets them to their default value.



On 4.7" screens only Gain and Filter dial controls are available.

Filter FX and Monitor Buttons are also absent.

And in addition to enabling Play and Cue and larger master tempo changes, pressing the '!' safety switch and touching dials and faders resets them to their default value.



On 4" screens only Gain and Filter dial controls are available.

Filter FX, Monitor Buttons, and Crossfader are also absent.

And in addition to enabling Play and Cue and larger master tempo changes, pressing the '!' safety switch and touching dials and faders resets them to their default value.

